

GODReads

This season's curriculum is a great read through God's Word. Together we will look at 8 historical events from the Bible that point to 2 Timothy 3:16-17:

All Scripture is God-breathed and is useful for teaching, rebuking, correcting and training in righteousness, so that the servant of God may be thoroughly equipped for every good work.

We hope to inspire and equip our hostesses to better read, study, meditate on and memorize Scripture with tools and resources for being in the Word of God, so that they may inspire and equip the women who attend their Sweet Monday, and both will discover the treasures found in The Holy Bible.

Curriculum can be used out of order, and you may choose to use some months and not others, but notice that Month 2 works best in the month of Thanksgiving and Month 3 works best in the month of Christmas. Also, there is a natural progression for each month's devotion. For this reason, they do work best in this particular order.

Curriculum has been designed to appeal to women and girls of all ages. We have tried to include as many suggestions as possible for each theme to help you choose the one that best fits your group. If you have additional ideas, please share them with us on our Facebook Hostess Group or send them to jennifer@sweetmonday.org.

How to use the Curriculum:

1. Dessert & Candy

Use the ones suggested on the curriculum or one of your choice. Since a lot of women are gluten and/or sugar free, we recommend serving a simple fresh fruit in addition to dessert. Candy is intended to be a take home to remind the ladies who attend about the message from the night. You might decide to give away a small gift or Bible verse printout instead of candy.

2. Ice Breakers & Games

These are a great way to start a Sweet Monday because they encourage participation and allow the ladies to get to know each other. Use one suggested or one of your own.

3. Fun: The Program

Pick one of the three suggested activities or choose one of your own to go with the theme. These ideas can also all be interchanged.

- #1 requires group participation. This is a great way to get to know each other better. Women love to share and you will be pleasantly surprised how much you can learn from each other.
- #2 encourages inviting a speaker who has something to share on that month's theme. This might be a friend, family member or someone at church. This is a great opportunity for new women to be introduced to Sweet Monday.
- #3 is a hands-on craft or activity. We encourage you to keep these as simple as possible. Some might require an out of pocket expense, but be sure to check dollar bins, thrift stores and clearance racks throughout the year.

4. Conversation Starters

These are to be used if there is time in order to encourage conversation. These are helpful as additional questions if you use the #1 program option.

5. Deeper Discussion

This is a great way to transition from the fun theme into the faithfulness theme.

6. Faithfulness: Devotion

This year's devotions are written using storying. Be sure to watch our Sweetinar on storying to prepare for this season. You can also read them directly from the curriculum.

- We encourage you to read the Scripture behind the story before your Sweet Monday.
- Think about the story and the theme. Does it remind you of an event in your life that you could share? Sometimes when we share, it makes others more comfortable sharing.
- If there is time after the devotion, ask the following questions: What do you like about this story? What bothers you about the story? Who do you identify with in this story? Where do you see God in this story?

7. Closing Script

Be sure to end the night with the Closing Script, which tells that the story shared in the devotion is actually a true event featuring real people. It also shares the Gospel message and is an invitation for those who don't know Christ to reach out to you.

Sweet Scripture Writing

Scripture Writing is provided for each month. Most months will take the reader through the Scripture of the story shared in the devotion so they have the opportunity to read the story for themselves. Other months, the Scripture is based on the theme of the devotion.

How To Prepare For Your Season

1. Prepare For Each Month

Decide which activity you plan to do each month. Think about who you know that might be a good speaker for the months you plan to use a speaker and schedule them now. Plan for crafts and activities by determining the supplies you need for each and where you can find the best deal.

2. Prepare Your Invitation

Try to include all of the dates for the year on one invitation. The invitation doubles as the schedule! Download the Sweet Monday Invitation in Hostess Resources on the Hostess Suite.

3. Invite, Invite, Invite - Sow Broadly

Give friends, family and past Sweet Monday guests your new invitations as soon as your schedule is ready - one for them and one or two to hand out. Keep your Sweet Monday invitations in your purse and car so that you can invite women you see and meet in your community. Walk your neighborhood and personally invite women to attend using Project Cupcake Bags (www.sweetmonday.org/projectcupcake). Post your Sweet Monday on social media.

4. Read Over The Curriculum

Be sure to read over the devotion and the Scripture behind the devotion and become familiar with the story before your Sweet Monday. Think about the story and the theme. Does it remind you of an event in your life that you could share?

5. Pray For Your Sweet Monday

Father God,

Thank you for letting me share Sweet Monday with the women who attend. Prepare their hearts to hear Your truth and for seeds of faith to be planted. Let them sense the Holy Spirit's presence during the devotion and discussion time. Empty me of self and let Your love and light shine brightly in everything I say and do.

Amen

Additional Tips

1. Help New Guests Find You

Put a big pink bow on your mailbox or one of our yard signs or flags (www.zazzle.com/store/sweet_monday/products) in your yard on Sweet Monday so that women can easily identify your house.

2. Provide Nametags

There is a nametag template on the Hostess Resource page. Providing nametags helps guests (and you) remember everyone's names.

3. Provide A Welcome Book

Have women sign in as they arrive with name, email, and phone number. In months to follow have only First Timers sign in. This roster will become your contact book for all your Sweet Monday guests past and present.

4. Provide Extra Invitations

Have these available every month for those who have misplaced theirs or would like to invite someone else.

5. Eat and mingle for first 15-30 minutes.

This gives latecomers time to arrive before program begins.

6. End On Time

Be sure to end your Sweet Monday on time each month to show you value your guest's time. You may want to announce when time is up so that those who need to leave can.

Links

MONTH 1

Homemade Duster Craft - <https://youtu.be/YNeOoVG162A>

Smash Can Craft - <https://ourcraftymom.com/tin-can-wall-pocket-planters/>

Bookmark Craft - <https://leapoffaithcrafting.com/christian-bookmarks-printable-color/>

MONTH 2

Thanksgiving Treat Box Craft - <https://youtu.be/sWlCt41wcNI>

Dollar Tree Turkey Centerpiece Craft - <https://youtu.be/aY3QDdnmfD4>

MONTH 4

Family Photo Canvas - <https://www.lovelyetc.com/diy-photo-canvas-that-looks-exactly-like-the-real-thing/>

Family Photo Coasters - <https://www.littlehouseoffour.com/2013/12/diy-photo-coasters.html>

MONTH 5

Dried Flower Ornaments - <https://onelittleproject.com/dried-flower-ornaments/>

Pounded Flower Tote - <https://cutesycrafts.com/2016/07/flower-pounded-tote.html>

MONTH 7

PIG Dice Game - <https://www.whatdowedoallday.com/pig-dice-game/>

Scroll Craft - https://www.ehow.com/how_7376201_make-scroll-craft.html

Toilet Paper Roll Bird Feeder - <https://www.firefliesandmudpies.com/toilet-paper-roll-bird-feeder/>

MONTH 8

Campfire Desserts - <https://trekkn.co/campfire-desserts/>

NOTE: These links are provided as a convenience and for informational purposes only; they do not constitute an endorsement or an approval by Sweet Monday of any of the products, services or opinions of the corporation or organization or individual. Sweet Monday bears no responsibility for the accuracy, legality or content of the external site or for that of subsequent links.

Statistical Treasure Hunt

Break up into groups of 2 or more. Read each statement below to determine the number of points your group can score and write that number in the points column. When your point column is filled up, add all points together for your group's total points. The group with the most points wins.

One point to each player:

- For every brother and sister. Points: _____
- For each pet you take care of at this time. Points: _____
- For each full year you have been in school. Points: _____
- For each state visited. Points: _____
- For being, or having been, a Boy/Girl Scout. Points: _____
- For every different Disney park you have visited. Points: _____
- For every continent visited. Points: _____

Five points...

- For having braces (past or present). Points: _____
- For having won a spelling bee. Points: _____
- For having a Grand-Mother and/or Father over 90. Points: _____

Multiple points...

- Birthdays: Jan. = 1 point, Feb. = 2 and so on. Points: _____
- Height Points – 5 feet 10 inches = 15pts. Points: _____
- Shoe size Points – 5.5, 7, 8.5, 4, 11.5, 10 = 46.5 Points: _____

Total Points: _____

Statistical Treasure Hunt

Break up into groups of 2 or more. Read each statement below to determine the number of points your group can score and write that number in the points column. When your point column is filled up, add all points together for your group's total points. The group with the most points wins.

One point to each player:

- For every brother and sister. Points: _____
- For each pet you take care of at this time. Points: _____
- For each full year you have been in school. Points: _____
- For each state visited. Points: _____
- For being, or having been, a Boy/Girl Scout. Points: _____
- For every different Disney park you have visited. Points: _____
- For every continent visited. Points: _____

Five points...

- For having braces (past or present). Points: _____
- For having won a spelling bee. Points: _____
- For having a Grand-Mother and/or Father over 90. Points: _____

Multiple points...

- Birthdays: Jan. = 1 point, Feb. = 2 and so on. Points: _____
- Height Points – 5 feet 10 inches = 15pts. Points: _____
- Shoe size Points – 5.5, 7, 8.5, 4, 11.5, 10 = 46.5 Points: _____

Total Points: _____

Draw A Turkey On Your Head Directions

You will need a paper plate and pens for each player. Tell your players to put their paper plate on their head and their pen in their hand.

Say the following to your players: I will give a series of instructions of what to draw on your paper plates (that are on their heads). Be sure to listen carefully and don't look.

Instructions:

1. Draw a line for a floor for your picture.
2. Draw a Turkey.
3. Add flowers and trees if you are so inclined.
4. Draw a table.
5. Draw chairs near your table.
6. Draw people in your picture.
7. Write the words "Give Thanks to God"

















After the seven steps have been given, let everyone look at their masterpieces. Then have players count up how many points they received.


Points:

1. 2 points if the turkey touches the table.
2. 1 point for each flower you drew.
3. 2 points for each tree you drew.
4. 1 point if your table touches your floor.
5. 1 point per chair you drew.
6. 2 points for every person in your picture.
7. 15 Points if you wrote the words "Give Thanks to God"


Scripture Scavenger Hunt

The	grass	withers	and	the
flowers	fall,	but	the	word
of	our	God	endures	forever.
Isaiah 40:8	Heaven	and	earth	will
pass	away,	but	my	words
will	never	pass	away.	Matt. 24:35





Roll and Tell Game



If you could have a super power, what would it be?



If you could travel anywhere in the world, where would you go?



If you could eat only one food for the rest of your life, what would it be?



If you could invent something to make life easier, what would you invent?



When was the last time you laughed really hard, and what was it about?



If you could time travel where and when would you go?

Roll and Tell Game

